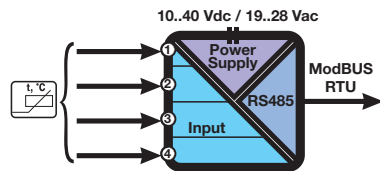




Z-4RTD-2

4-CH RTD INPUT MODULE / RS485 MODBUS RTU



Z-4RTD2 is an interface for RTD sensors (PT100, PT1000, PT500, Ni100) with 2,3 or 4 wires. The number of input is 4 and the each input is independent from each other. It's a ModBUS Slave and can be coupled with any ModBUS Master device. A 6-way galvanic isolation among Power supply // input // RS485 circuits assures the integrity of your datas (each input channel is isolated from the other circuits).

TECHNICAL SPECIFICATIONS

General Data

Power supply	10..40 Vdc / 19..28 Vac / 50-60 Hz
Power consumption	0,7 W
Isolation	1.500 Vac (6 way)
Power transducers	-
Status Indicators	Power supply, error, data transmission, data reception
Protection Degree	IP20
Operating Temperature	-10..+65 °C
Dimension (W x H x D)	17.5 x 100 x 112 mm
Mounting	35 mm DIN rail guide

Communication, Memory Process

Interface	2 wire RS485
Speed	Up to 57.600 bps (RS485) 2.400 bps (RS232)
Protocol	ModBUS RTU slave
Communication Time	< 20 ms (@ 38400 baud)
Distance	Up to 1.200 m
Connectivity	Max 32 nodes
Data Memory	EEPROM for the configuration parameters

Signals

Channel Numbers	4
Input	4 clamps (ohmmeter 2,3,4 wire) Pt100: -200..+650°C (f.s. 330 Ω) Pt500: -200..+750°C (f.s. 1.800 Ω) Pt1000: -200..+210°C (f.s. 1.800 Ω) Ni100: -60..+250°C (f.s. 330 Ω)

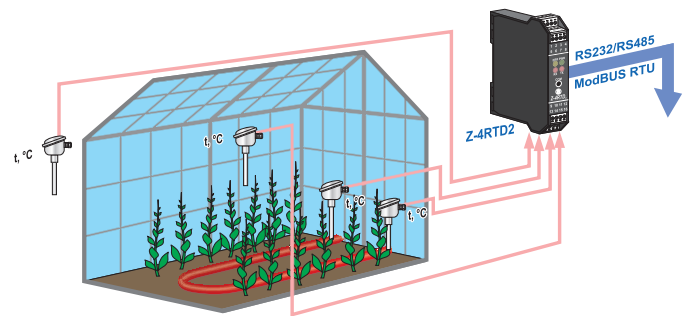
Programming

DIP switches	Baud rate, address,
Software	EASY Z-4RTD2 (plug&play free software)

Standard

Approval	CE, RINA
Norms	EN 61000-6-4/2002, EN 61000-6-2/2002, EN 61010, EN 60742

APPLICATION NOTE






ORDER CODES

Code	Description
Z-4RTD-2	4-CH RTD input module / RS485 ModBUS RTU, 10..40 Vdc / 19..28 Vac

ACCESSORIES & SOFTWARE

		
Z-PC-DIN Backplane for power & bus communication	Z-SUPPLY Switching power supply	EASY SETUP Plug&Play configuration software

SIMILAR PRODUCTS

		
Z-DAQ-PID 2-CH universal analog I/O module with PID control	Z-4TC 4-CH thermocouple input module / RS485	Z-8TC 8-CH thermocouple input module / RS485